

Acrobat Reader 5.0®

NAVIGATION TIPS

For optimal viewing

- Use Internet Explorer 5® or later. To download the most recent version <http://www.microsoft.com/windows/ie/default.asp>
- **Maximise** your browser window
- **Text size** setting in your browser should be no greater than Medium
- Click on a Heading in the navigation to expand. Click again to minimise
- Click on a Sub-heading to view a PDF file
- Click on the Bookmarks tab to access additional navigation links when available
- To **print the samples** click on the printer icon on the Acrobat Reader navigation bar. The PDF files will not print from the Browser File menu.
- For troubleshooting tips refer to the Read Me! file on this CD.

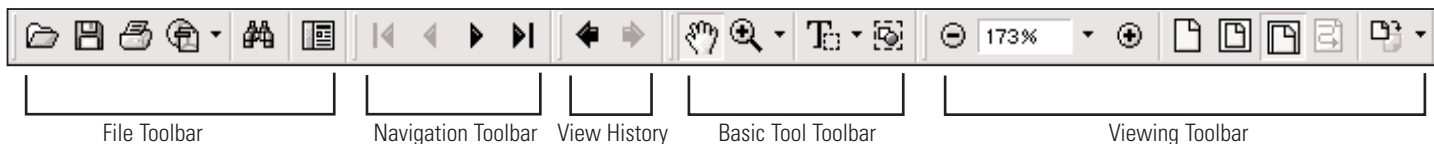
- To play audio:**
- 1) Click on the **Listen To Audio Sample** button.
 - 2) The audio file will open in either RealMedia Player or QuickTime [if installed].
If an error window appears - check 'do not show again' and OK.
 - 3) Use the control to pause, start, adjust volume etc.



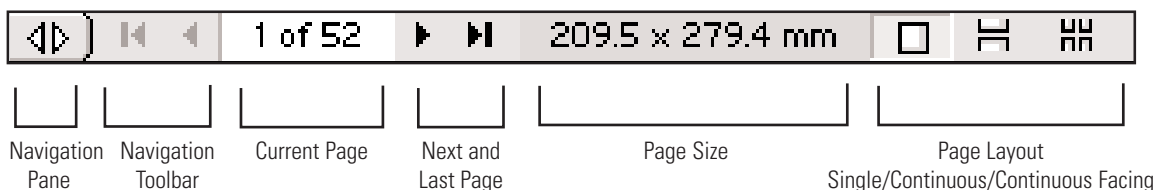
- To play video:**
- 1) Click on the **View Video Sample** button.
 - 2) The video will open in QuickTime. If it does not, you need to install QuickTime. The installer is on this CD-ROM. Follow the installation instructions.




The Menu Bar



The Status Bar





Acrobat Reader Toolbar explained


 View the **Previous** or **Next** Page. You can also use the scrollbar to scroll down/up. Each sample is a single PDF file.

 Go to the **First** or **Last** page of the PDF file.

 Re-trace your steps using the **Go to Previous View** and **Go to Next View** buttons OR use the **Back** button in your browser.

 Use the **Zoom Tool** to enlarge the Sample [Shortcut: depress Ctrl and + key or - key]. Use the **Hand Tool** to navigate within the PDF file.

 You can also navigate using the **Bookmarks** and **Thumbnails Navigation Pane**. Bookmarks provide additional navigation to view the Support Material in the Standards Package.

 Click on the printer icon in the Acrobat Reader navigation bar to print a PDF file. Please note that the PDF files will not print from the Browser File menu. When printing from Adobe Acrobat Reader choose **Shrink to Fit** from the print options.